

Fall 2024 Census Update

Dr. Ed Mills

Sonoma State University



Fall 2024 Enrollment as of 8/17/24 (Census)



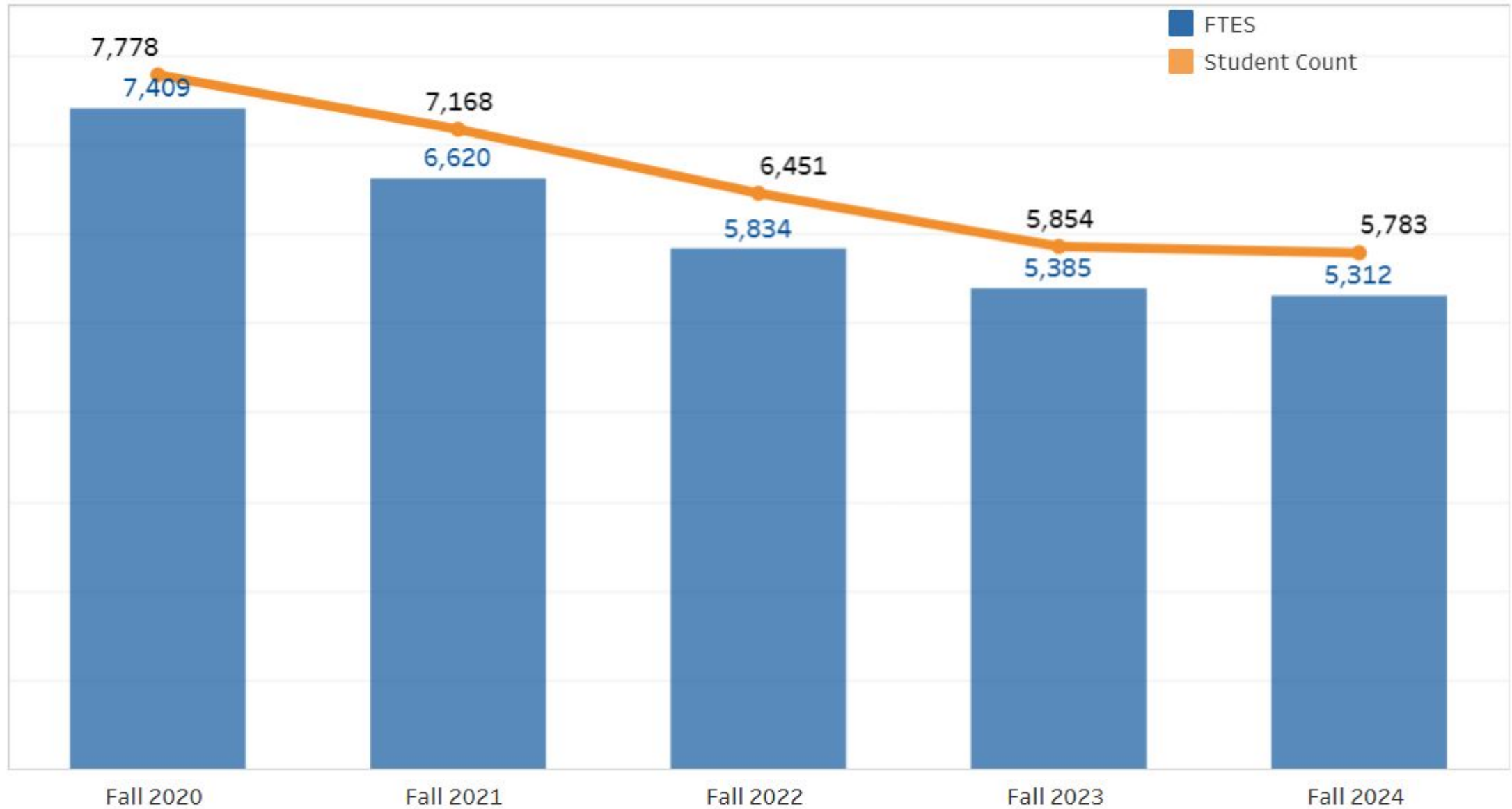
Total University Headcount and FTES:

- Current Total Headcount = 5,783
- Current Total FTES = 5,318 (AUL = 13.63)
- Fall Headcount Goal 6,100
- Outcome = 5,783 vs. 5,854 Fall23 = -71 (-1.2%)
5,783 vs. 6,100 Goal = -317 (-5.1%)

This is not the outcome we needed and will put more pressure on bringing in more new transfers for spring and increasing spring to fall continuation rates.

But, at least we are not experiencing a 9-10% drop as occurred the past 3 years.

FTES and Headcount Trends



Total New Students for Fall 2024 are up 5.2%

- New First Year First Time = 874
(vs. 903 Fall 2023; a decrease of 29 students)
- New UG Transfer Students = 793
(vs. 715 Fall 2023; an increase of 78 students)
- New Graduate and Credential = 266
(vs. 191 Fall 2023; an increase of 75 students)
- Total New = 1,957
(vs. 1,812 Fall 2023; a net increase of 101 students – +5.2%)



Explore Year over Year Comparisons (Tableau - IR)



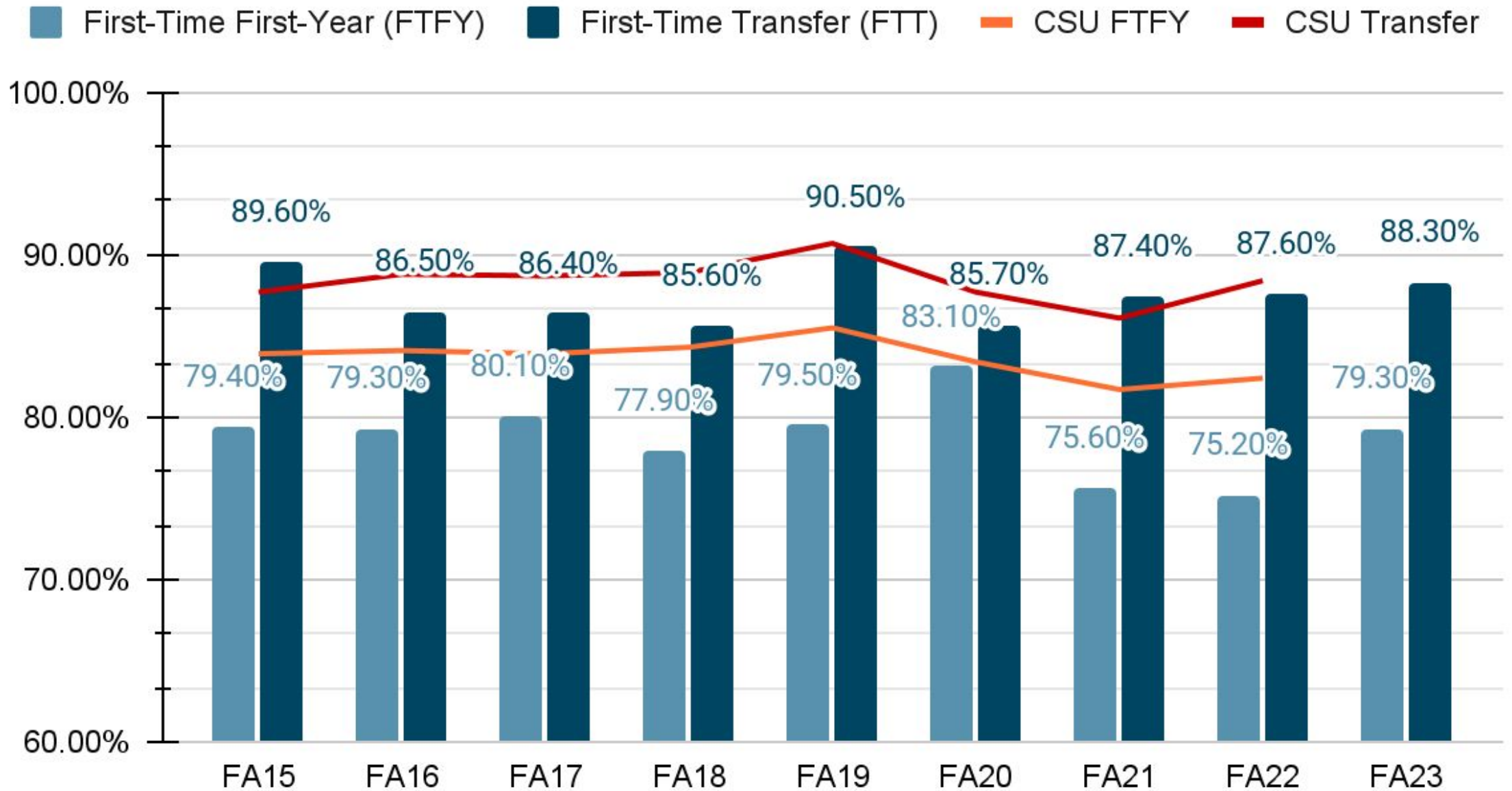
Retention and Continuing Students




Preliminary Data

- Fall 2023 One-Year FTFY Retention 79.3% (Up 4% from 75% for Fall 2022 FTFY)
- Fall 2023 One-Year Transfer Retention 88.3% (Up 1.6% from 87.6% for Fall 2022 FTT)
- Spring to Fall Undergraduate Reenrollment 90.1%

FTFY and FTT 1st Year Retention



**SONOMA
STATE
UNIVERSITY**



Q&A

